

Functionalities of the BM&FBOVESPA Carbon Credit Trading System

User's Manual



Contents

1. Introduction
 - 1.1 Purpose
 - 1.2 Installation
2. System overview
 - 2.1 Trade processing
 - 2.2 Order types
 - 2.3 Access to the system
 - 2.4 Web trading interface
3. Language
4. Time
5. Market summary
 - 5.1 Instrument characteristics
 - 5.2 Project
 - 5.3 Instrument
 - 5.4 Remaining fields of the screen "market summary"
6. Order registration
7. Market trades
 - 7.1 Description of fields
 - 7.2 Visualization of the list of market trades
8. Market by order
 - 8.1 Description of fields
 - 8.2 Mouse trading
9. Order management
 - 9.1 Description of fields
10. Messages
11. Notification
12. Typical examples
 - 12.1 Inserting an order
 - 12.2 Altering an order
13. Index of illustrations
14. Appendix
 - 14.1 Instrument codification

1. Introduction

1.1 Purpose

The purpose of BM&FBOVESPA's electronic system is to allow for the trading of instruments whose underlyings are related to the carbon market as well as to other Brazilian Securities, Commodities and Futures Exchange (BM&FBOVESPA) markets.

The electronic trading occurs through the processing and matching of orders (bids and asks) by system algorithms which are executed in computers. These algorithms are detailed in this Manual.

The Web trading interface, operating via internet, allows for both the monitoring of transactions by participants and the registration of orders by traders.

1.2 Installation

By virtue of being a Web-based application, the BM&FBOVESPA carbon credit trading system requires no specific installation procedure. However, to ensure its adequate operation, the following minimum installation prerequisites must be fulfilled:

- Minimum hardware: Pentium IV, 1GHz, 512MB of RAM memory, 1GB of free disk space;
- Minimum software: Windows 2000 or Windows XP, Internet Explorer 6, disabled antipop-up, cookies enabled for Internet Explorer, and video configured for 1024 X 768 pixels.

2. System overview

In this section, a general overview of the system is presented, including the functionalities and algorithms which are processed in the BM&FBOVESPA central servers, as well as the characteristics of the Web trading interface and the monitoring of trading.

2.1 Trade processing

Trading presupposes the existence of traders (buyers and sellers), as well as of the market surveillance activities performed by BM&FBOVESPA.

The electronic trading system allows for the execution of two types of trading, each having its own characteristics and algorithms, as described below.

2.1.1 Best price auction

The type of trading session where orders are continuously registered by traders, but no trades are effectively executed until the end of the auction.

Once the auction is over, trades are executed on a best price basis, which means the highest price in a sale auction and the lowest price in a purchase auction.

At the Supervisor's discretion, provided that all the rules established prior to the auction are observed, more than one trade may be executed at the end of the auction, even at different prices.

2.1.2 Continuous trading

The type of trading which may occur following an auction, as described in the previous item, provided there are lots available for trading. In this type of trading, trades may be executed as bids (asks) are registered at a price higher than (lower than) or equal to the ask (bid) price registered at the opening of the ongoing session.


2.2 Order types

There are orders to buy and orders to sell, and traders can only register a single order type. To register an order in the system, the corresponding price must be mandatorily informed.

2.3 Access to the system

Users have access to the system's entry page through the following Website link:

<http://www.bmf.com.br/carbonauction>

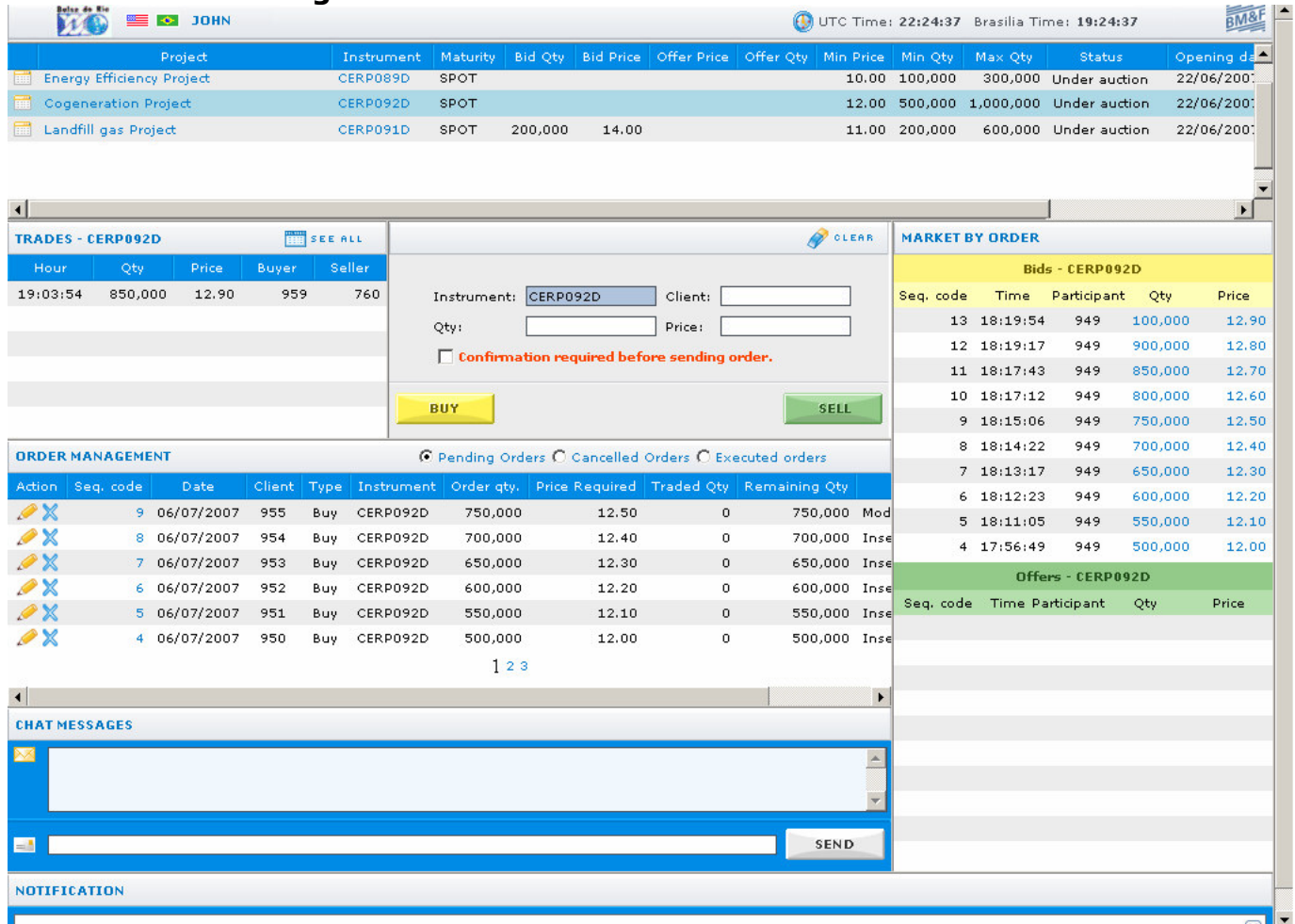


1 – Accessing the system

Each user is identified by a login and a password. The functionalities assigned to users are determined in accordance with their respective profiles, as explained below:

- **Trader:** The carbon credit trader who can access the sell or buy functionalities;
- **Observer:** The participant who can only access the functionalities related to the monitoring of trading, with no authorization to send orders or messages.

2.4 Web trading interface



The screenshot displays the web trading interface for the BM&FBOVESPA Carbon Credit Trading System. At the top, the user 'JOHN' is logged in, and the current time is shown as UTC 22:24:37 and Brasilia 19:24:37. A table lists three projects: Energy Efficiency Project (CERP089D), Cogeneration Project (CERP092D), and Landfill gas Project (CERP091D). The main interface is divided into several functional areas: 'TRADES - CERP092D' shows a trade at 19:03:54 with a quantity of 850,000 and a price of 12.90; 'ORDER MANAGEMENT' displays a list of pending orders for CERP092D; 'MARKET BY ORDER' shows a list of bids for CERP092D; and 'CHAT MESSAGES' and 'NOTIFICATION' sections are located at the bottom.

2 – Web trading interface

The main system functionalities are listed below:

- Language
- Brasilia time
- UTC time
- Market summary
- Market trades
- Order registration
- Market by order
- Order management
- Messages
- Notification

These functionalities are detailed on the next pages.

3. Language

Functionalities of the BM&FBOVESPA Carbon Credit Trading System

The electronic trading system may be visualized in Portuguese or English. The language for the system interface may be easily altered by clicking on the flag corresponding to the language desired.



3 – Language

4. Time

This functionality provides the time furnished by the electronic trading system servers, which are synchronized with the official Brasilia time. The UTC time (Coordinated Universal Time) is also displayed.



4 – Time

5. Market summary

This functionality allows the monitoring of trade-related information in a summarized form, including the possibility to monitor multiple instruments in a consolidated manner.

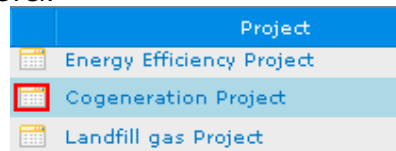
This screen provides a link to instrument details, besides furnishing basic information about the continuous trading session, namely: instrument maturity, quantity for the best bid, quantity for the best ask, price for the best bid, price for the best ask, minimum price, minimum quantity, maximum quantity, instrument status, initial and final trading time. In this section of the screen, the trader chooses an instrument to monitor and trade.

Project	Instrument	Maturity	Bid Qty	Bid Price	Offer Price	Offer Qty	Min Price	Min Qty	Max Qty	Status	Opening da
Energy Efficiency Project	CERP089D	SPOT					10.00	100,000	300,000	Under auction	22/06/200
Cogeneration Project	CERP092D	SPOT					12.00	500,000	1,000,000	Under auction	22/06/200
Landfill gas Project	CERP091D	SPOT	200,000	14.00			11.00	200,000	600,000	Under auction	22/06/200

5 – Market summary

5.1 Instrument characteristics


The link to the screen “instrument characteristics” is located left of the respective instrument on the same horizontal level.



6 – Link to “instrument characteristics”

Upon clicking on the link indicated in the above illustration, the window “instrument characteristics” opens up, displaying the information regarding the selected instrument.

Functionalities of the BM&FBOVESPA Carbon Credit Trading System



Instrument Characteristics	
Instrument Code	CERP092D
Internal instrument code	BMFCO0000028
Maturity	SPOT
Min Qty	500,000
Max Qty	1,000,000
Round lot	1
Min Price	12.00
Decimal Places	2
Tick Size	0.10
Market Type	1
Currency	EUR
Notice	Notice 001
Participant Code	755
Participant Name	SIL_ESPECIAL
Status	Under auction

7 – Window “instrument characteristics”

5.1.1 Description of the fields of the screen “instrument characteristics”

1. **External code:** External code, as determined by BM&FBOVESPA.
2. **Internal instrument code:** Internal code for the instrument, as determined by BM&F.
3. **Maturity:** Maturity date for the instrument.
4. **Min qty:** Minimum quantity for the order, expressed in units of Certified Emission Reduction (CER), as defined by the auction notice.
5. **Max qty:** Maximum quantity for the order, expressed in units of CER.
6. **Round lot:** Multiple quantity (or lot size), expressed in CER units, which must be followed by the order.
7. **Min price:** Minimum price for the order, as defined by the auction notice.
8. **Decimal places:** Number of decimal places for the order price.
9. **Tick size:** Minimum variation between the order prices.
10. **Market type:** Code for the market type (spot, futures, options on actuals, options on futures, and forward) where the carbon credits are being traded.
11. **Currency:** Currency utilized as reference for the trading of carbon credits.
12. **Notice:** Link to the notice which describes the rules for the instrument auction.
13. **Participant code:** Code determined by BM&F for a participant who holds carbon credits.
14. **Participant name:** Name of the participant who is placing the carbon orders.
15. **Status:** Indicates the auction phase where the traded instrument is in.

Funcionalities of the BM&FBOVESPA Carbon Credit Trading System

5.2 Project

This column exhibits the name of the projects whose carbon credits are being offered for trading in the auction. Each line corresponds to a hyperlink which, when clicked on, opens up a document that describes the underlying project characteristics.

Project
Energy Efficiency Project
Cogeneration Project
Landfill gas Project

8 – Project

5.3 Instrument

This column exhibits the instruments available for trading.¹

Instrument
CERP089D
CERP092D
CERP091D

9 – Instrument

5.4 Remaining fields of the screen “market summary”

- | | |
|--|---|
| <ol style="list-style-type: none"> 1. Maturity: Maturity date for the traded instrument. 3. Bid qty: Sum total of the order quantities which present the best bid price, as classified by the BM&FBOVESPA system and in observance of the auction notice rules. 5. Bid price: Price of the best bid, as classified by the BM&FBOVESPA system. 7. Offer price: price of the best ask, as classified by the BM&FBOVESPA system. 9. Offer qty: Sum total of the order quantities which present the best ask price, as classified by the BM&FBOVESPA system. 11. Min price: Minimum price for the credits being offered for trading, as defined in the auction notice. | <ol style="list-style-type: none"> 2. Min qty: Minimum quantity for the order, expressed in CER units, as defined by the auction notice. 4. Max qty: maximum quantity for the order, expressed in CER units, as defined by the auction notice. 6. Status: Indicates the current auction phase where the traded instrument is in. 8. Opening date/time: Registration of the exact opening time for the auction. 10. Closing date/time: Registration of the exact closing time for the auction. |
|--|---|

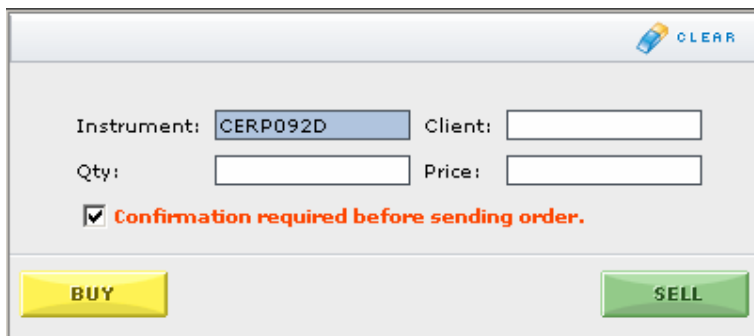
6. Order registration

This window allows users to insert an order for the selected instrument by informing the client code, order quantity and order price.

¹ Refer to the appendix to understand the method by which the instruments are codified.

Funcionalities of the BM&FBOVESPA Carbon Credit Trading System

The icon CLEAR allows the deletion of fields which are inserted but not sent.



10 – Order registration

7. Market trades

This functionality exhibits the list of executed trades, for a selected instrument, as they are executed. It exhibits the time, the quantity and the closing trade price, as well as the participant codes for the buyer and the seller.

Hour	Qty	Price	Buyer	Seller
19:03:54	850,000	12.90	959	760

11 – Market trades

7.1 Description of fields

- 1. Time:** Registration of the closing time of the trade.
- 2. Buyer:** Buyer’s code for the carbon credits traded.
- 3. Qty:** Quantity of carbon credits traded.
- 4. Seller:** Seller’s code for the carbon credits traded.
- 5. Price:** Price of the carbon credits traded by participant.

7.2 Visualization of the list of market trades

Upon selecting the option SEE ALL, the system exhibits a list containing all the trades, displaying the same fields as the ones in the screen “market trades.”

8. Market by order

This functionality exhibits all the open bids and asks, including their respective codes, quantities and prices, as well as the codes for the participants involved.

This screen presents two divisions: The upper part (yellow), where the bids for the selected instrument are exhibited, and the lower part (green), where the asks for that same instrument are shown, both are always classified by best price and by arrival time.

MARKET BY ORDER				
Bids - CERP092D				
Seq. code	Time	Participant	Qty	Price
13	18:19:54	949	950,000	12.90
12	18:19:17	949	900,000	12.80
11	18:17:43	949	850,000	12.70
10	18:17:12	949	800,000	12.60
9	18:15:06	949	750,000	12.50
8	18:14:22	949	700,000	12.40
7	18:13:17	949	650,000	12.30
6	18:12:23	949	600,000	12.20
5	18:11:05	949	550,000	12.10
4	17:56:49	949	500,000	12.00
Offers - CERP092D				
Seq. code	Time	Participant	Qty	Price
14	18:22:37	755	850,000	12.50

12 – Market by order

8.1 Description of fields

- 1. Seq code:** External code assigned to an order, as defined by BM&FBOVESPA.
- 2. Qty:** Quantity of carbon credits in a bid or ask, expressed in CER units.
- 3. Time:** Registration of the exact time of an order insertion.
- 4. Price:** Order price for the carbon credits, expressed in monetary units.
- 5. Participant:** External code assigned to a participant making a bid or ask, as defined by BM&FBOVESPA.

8.2 Mouse trading

Mouse trading is a functionality whose purpose is to facilitate the utilization of the system by the user. By simply clicking on the left-button of a mouse, one can select and act on bids and asks, as well as capture the corresponding counterparty information to insert an order. An order may be selected in two possible ways, as described below.

Funcionalities of the BM&FBOVESPA Carbon Credit Trading System

8.2.1 Selecting an order by price

Upon clicking on the order price corresponding to the bid or ask one chooses to act on, the information for this order is automatically transferred to the "order registration" screen, as demonstrated by the following example:

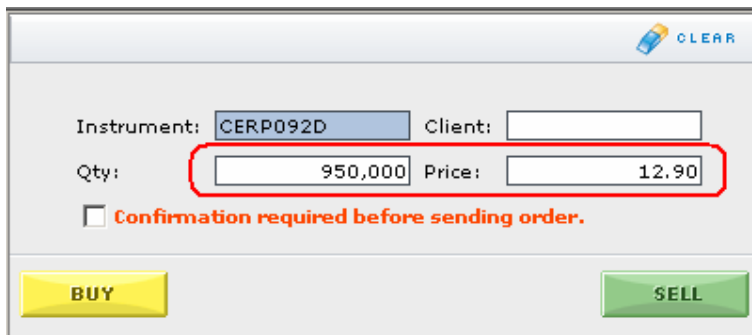
Funcionalities of the BM&FBOVESPA Carbon Credit Trading System

(a) First the trader clicks on the price corresponding to the order to be hit.

MARKET BY ORDER				
Bids - CERP092D				
Seq. code	Time	Participant	Qty	Price
13	18:19:54	949	950,000	12.90
12	18:19:17	949	900,000	12.80
11	18:17:43	949	850,000	12.70
10	18:17:12	949	800,000	12.60
9	18:15:06	949	750,000	12.50
8	18:14:22	949	700,000	12.40
7	18:13:17	949	650,000	12.30
6	18:12:23	949	600,000	12.20
5	18:11:05	949	550,000	12.10
4	17:56:49	949	500,000	12.00

13 – Mouse trading: Selecting an order by price

(b) Following this action, the fields of the screen “order registration” are automatically completed.



Instrument: CERP092D Client:

Qty: Price:

Confirmation required before sending order.

BUY **SELL**

14 – Mouse trading: Order selected by price

(c) To complete the trade, the trader informs the client code and clicks on the button corresponding to either buy or sell.

8.2.2 Selecting an order by quantity

Another way to select an order to hit is by quantity. In this situation, the user indicates the intention to buy or sell a certain quantity of carbon credits, which is equivalent to the sum of the selected order with the other book orders positioned above the selected order. See the following example:

(a) Trader clicks on the quantity for the order to be hit.

Functionalities of the BM&FBOVESPA Carbon Credit Trading System

Bids - CERP092D				
Seq. code	Time	Participant	Qty	Price
13	18:19:54	949	950,000	12.90
12	18:19:17	949	900,000	12.80
11	18:17:43	949	850,000	12.70
10	18:17:12	949	800,000	12.60
9	18:15:06	949	750,000	12.50
8	18:14:22	949	700,000	12.40
7	18:13:17	949	650,000	12.30
6	18:12:23	949	600,000	12.20
5	18:11:05	949	550,000	12.10
4	17:56:49	949	500,000	12.00

15 – Mouse trading: Selecting an order by quantity

(b) Following this action, the fields of the screen “order registration” are automatically completed as follows: (i) The field “quantity” is filled with the sum total of all the orders to be sold by the trader—in this example, it is equal to 1,850,000 credits (that is, 950,000 + 900,000); and (ii) the field “price” corresponds to the selected order—in this example, it is equal to 12.80.

16 – Mouse trading: Order selected by quantity













(c) To complete the trade, the trader informs the client code and clicks on the button corresponding to buy or sell.

9. Order management

This functionality provides traders with a window to monitor their own orders.



The corresponding window exhibits information related to the orders submitted, such as: Order code, date, client, order type, instrument, quantity and price. It also exhibits information regarding executed trades, such as traded quantity, remaining quantity and traded price. This window also allows for alterations and cancellations of open orders.

Functionalities of the BM&FBOVESPA Carbon Credit Trading System

ORDER MANAGEMENT										
<input checked="" type="radio"/> Pending Orders <input type="radio"/> Cancelled Orders <input type="radio"/> Executed orders										
Action	Seq. code	Date	Client	Type	Instrument	Order qty.	Price Required	Traded Qty	Remaining Qty	Status
 	9	06/07/2007	955	Buy	CERP092D	750,000	12.50	0	750,000	Ins
 	8	06/07/2007	954	Buy	CERP092D	700,000	12.40	0	700,000	Ins
 	7	06/07/2007	953	Buy	CERP092D	650,000	12.30	0	650,000	Ins
 	6	06/07/2007	952	Buy	CERP092D	600,000	12.20	0	600,000	Ins
 	5	06/07/2007	951	Buy	CERP092D	550,000	12.10	0	550,000	Ins
 	4	06/07/2007	950	Buy	CERP092D	500,000	12.00	0	500,000	Ins
						1 2 3				

17 – Order management

9.1 Description of fields

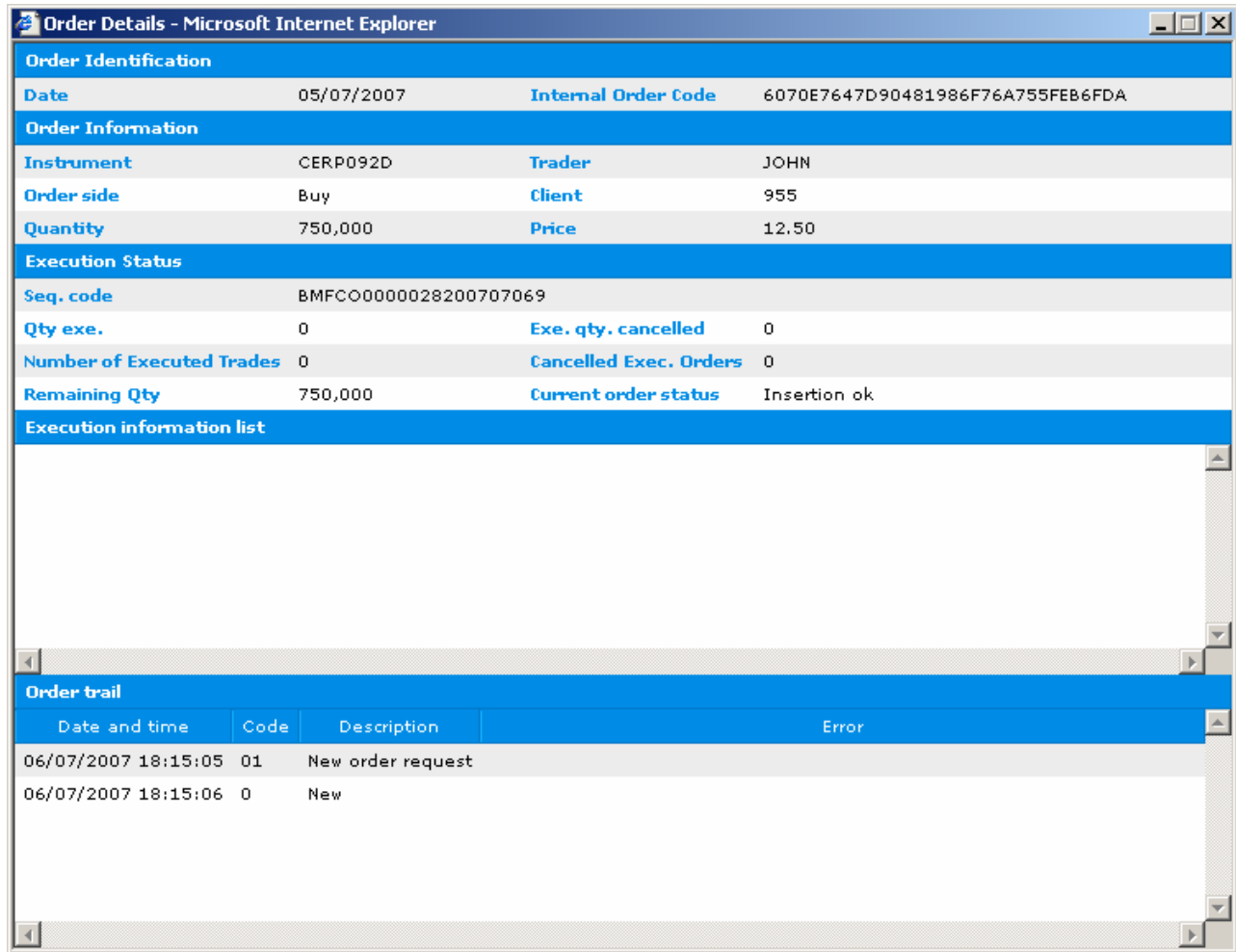
- | | |
|--|---|
| <p>1. Action:  Icon for altering an order
  Icon for canceling an order.</p> <p>4. Client: Client code.
 6. Instrument: Instrument Code.
 8. Price required: Order price.
 10. Remaining qty: Remaining quantity.²</p> | <p>2. Seq code: Order code.
 3. Date: Order insertion date.
 5. Type: Order type (buy or sell).
 7. Order qty: Order quantity.
 9. Traded qty: Traded quantity.
 11. Status: Current instrument status.</p> |
|--|---|

9.1.1 Order details

Upon clicking on one of the elements of column "order code," the window "order details" opens up.

² The remaining quantity is equivalent to the difference between the order quantity and the traded quantity.

Functionalities of the BM&FBOVESPA Carbon Credit Trading System



18 – Order details

9.1.2 Description of the fields of the screen "order details"

1. Order identification	<ul style="list-style-type: none"> • Date: Order insertion date. • Internal order code: Internal code of the order.
2. Order information	<ul style="list-style-type: none"> • Instrument: Order instrument. • Order side: Buy or sell. • Quantity: Order quantity. • Trader: Trader code. • Client: Client code. • Price: Order price.
3. Execution status	<ul style="list-style-type: none"> • Seq code: Sequential order code. • Qty exe: Traded quantity. • Number of executed trades: Number of times the order is executed. • Remaining qty: Balance not executed. • Exe qty cancelled: Cancelled quantity. • Cancelled exe orders: Number of executed trades cancelled. • Current order status: Current order status.
4. Execution information list	<ul style="list-style-type: none"> • Trade exe time: Time of trade execution.

Funcionalities of the BM&FBOVESPA Carbon Credit Trading System

- **Control number:** Sequential order code.
 - **Trade number:** Sequential trade number.

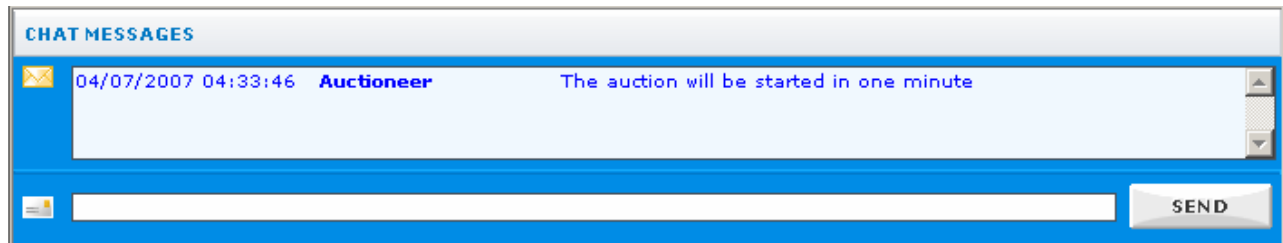
 - **Quantity:** Quantity executed.
 - **Traded price:** Price in which trade was executed.
 - **Status:** Current order status.
-
- **Date and time:** Date and time of the event.

 - **Code:** Status code
 - **Description:** Status description.
 - **Error:** Error message.

5. Order trail information

10. Messages

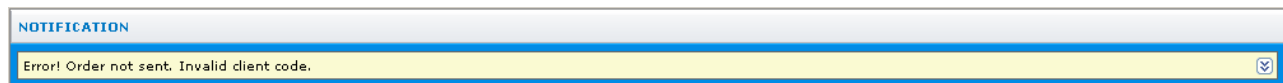
This functionality provides auction participants and market surveillance with a window for sending and receiving messages.



19 – Messages

11. Notification

This field exhibits the informational messages related to system actions performed by users.



20 – Notification

12. Typical examples

12.1 Inserting an order

The following provides a step-by-step description on how to insert a bid in the system.

12.1.1 Select the instrument

To select an instrument, one needs only to click on the corresponding code located on the screen "market summary," as illustrated below.

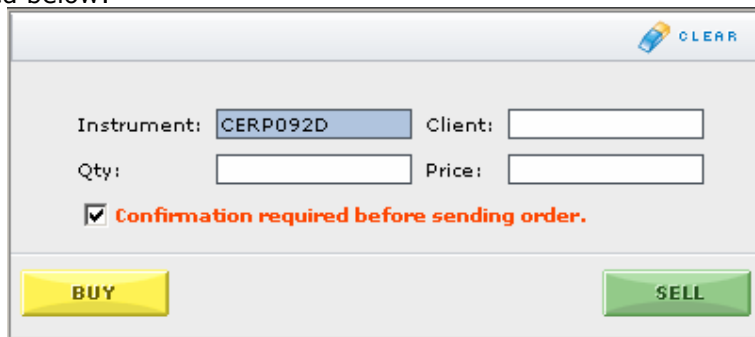
Funcionalities of the BM&FBOVESPA Carbon Credit Trading System

Project	Instrument
Energy Efficiency Project	CERP089D
Cogeneration Project	CERP092D
Landfill gas Project	CERP091D

21 – Market summary: Instrument selected

12.1.2 Include the order

Upon selecting an instrument, the screen “order registration” is filled with the corresponding code, as illustrated below:

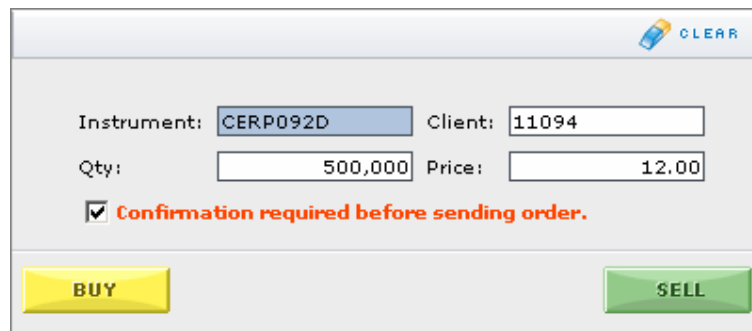


The screenshot shows an order registration form with the following fields and options:

- Instrument: CERP092D
- Client: [Empty field]
- Qty: [Empty field]
- Price: [Empty field]
- Confirmation required before sending order.
- Buttons: BUY (yellow), SELL (green)
- Top right: CLEAR button with a trash icon

22 – Order: Instrument selected

Next, the user must complete the fields for client, quantity and price.



The screenshot shows the same order registration form, but with the following fields filled out:

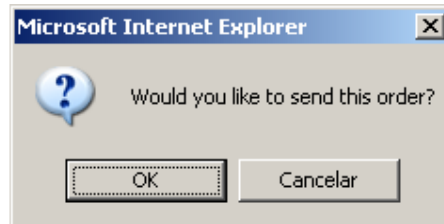
- Instrument: CERP092D
- Client: 11094
- Qty: 500,000
- Price: 12.00
- Confirmation required before sending order.
- Buttons: BUY (yellow), SELL (green)
- Top right: CLEAR button with a trash icon

23 – Order: Completing the fields

To continue including the order, the user must click on the button BUY. The system will exhibit the following message:³

³ To prevent this message from appearing, ensure that the option “confirmation required before sending order,” on the screen “send order,” is not selected.

Funcionalities of the BM&FBOVESPA Carbon Credit Trading System



24 – Confirmation

To conclude, the user must select the option OK.

12.1.3 Verifying the inclusion of the order

When including an order, the corresponding information is displayed on the screens "order management," "market by order" and "market summary."

Funcionalities of the BM&FBOVESPA Carbon Credit Trading System

(a) Order management

ORDER MANAGEMENT										
<input checked="" type="radio"/> Pending Orders <input type="radio"/> Cancelled Orders <input type="radio"/> Executed orders										
Action	Seq. code	Date	Client	Type	Instrument	Order qty.	Price Required	Traded Qty	Remaining Qty	
	9	06/07/2007	955	Buy	CERP092D	750,000	12.50	0	750,000	Ins
	8	06/07/2007	954	Buy	CERP092D	700,000	12.40	0	700,000	Ins
	7	06/07/2007	953	Buy	CERP092D	650,000	12.30	0	650,000	Ins
	6	06/07/2007	952	Buy	CERP092D	600,000	12.20	0	600,000	Ins
	5	06/07/2007	951	Buy	CERP092D	550,000	12.10	0	550,000	Ins
	4	06/07/2007	950	Buy	CERP092D	500,000	12.00	0	500,000	Ins

25 – Order included: Order management

(b) Market by order

MARKET BY ORDER				
Bids - CERP092D				
Seq. code	Time	Participant	Qty	Price
13	18:19:54	949	950,000	12.90
12	18:19:17	949	900,000	12.80

26 – Order included: Market by order

(c) Market summary⁴

Project	Instrument	Maturity	Bid Qty	Bid Price	Offer Price	Offer Qty	Min Price	Min Qty	Max Qty	Status	Opening da
Energy Efficiency Project	CERP089D	SPOT					10.00	100,000	300,000	Under auction	22/06/2007
Cogeneration Project	CERP092D	SPOT	950,000	12.90			12.00	500,000	1,000,000	Under auction	22/06/2007
Landfill gas Project	CERP091D	SPOT	200,000	14.00			11.00	200,000	600,000	Under auction	22/06/2007

27 – Order included: Market summary

12.2 Alteration of an order

12.2.1 Selecting the order to be altered

To select an order to be altered, click on the alteration icon, located at the same horizontal level as that of the selected order, on the screen “order management.”

⁴ The order will only be displayed on the screen “market summary” when positioned at the top of the screen “market by order.”

Funcionalities of the BM&FBOVESPA Carbon Credit Trading System

ORDER MANAGEMENT										
<input checked="" type="radio"/> Pending Orders <input type="radio"/> Cancelled Orders <input type="radio"/> Executed orders										
Action	Seq. code	Date	Client	Type	Instrument	Order qty.	Price Required	Traded Qty	Remaining Qty	
	9	06/07/2007	955	Buy	CERP092D	750,000	12.50	0	750,000	Ins
	8	06/07/2007	954	Buy	CERP092D	700,000	12.40	0	700,000	Ins
	7	06/07/2007	953	Buy	CERP092D	650,000	12.30	0	650,000	Ins
	6	06/07/2007	952	Buy	CERP092D	600,000	12.20	0	600,000	Ins
	5	06/07/2007	951	Buy	CERP092D	550,000	12.10	0	550,000	Ins
	4	06/07/2007	950	Buy	CERP092D	500,000	12.00	0	500,000	Ins

28 – Alter order: Selecting an order

The screen “market by order” will immediately display the information on the selected order.

29 – Alter order: Screen “market by order”

12.2.2 Informing the new values for price and quantity

Next, the user must inform the new values for the order. Should the current auction rules allow, the alteration may be performed for the quantity, the order price, or both, as follows:

30 – Alter order: New values

After inserting the new values, the user must click on the button MODIFY to confirm the alteration.⁵

The screen “order management” shows the order with the values altered.

⁵ The button CANCEL deletes the items inserted but not sent.

Funcionalities of the BM&FBOVESPA Carbon Credit Trading System

ORDER MANAGEMENT										
<input checked="" type="radio"/> Pending Orders <input type="radio"/> Cancelled Orders <input type="radio"/> Executed orders										
Action	Seq. code	Date	Client	Type	Instrument	Order qty.	Price Required	Traded Qty	Remaining Qty	
	9	06/07/2007	955	Buy	CERP092D	700,000	12.50	0	700,000	Ins
	8	06/07/2007	954	Buy	CERP092D	700,000	12.40	0	700,000	Ins
	7	06/07/2007	953	Buy	CERP092D	650,000	12.30	0	650,000	Ins
	6	06/07/2007	952	Buy	CERP092D	600,000	12.20	0	600,000	Ins
	5	06/07/2007	951	Buy	CERP092D	550,000	12.10	0	550,000	Ins
	4	06/07/2007	950	Buy	CERP092D	500,000	12.00	0	500,000	Ins
						1 2 3				

31 – Alter order: Order altered

13. Index of illustrations

- 1 – Accessing the system
- 2 – Web trading interface
- 3 – Language
- 4 – Time
- 5 – Market summary
- 6 – Link to “instrument characteristics”
- 7 – Window “instrument characteristics”
- 8 – Project
- 9 – Instrument
- 10 – Order registration
- 11 – Market trades
- 12 – Market by order
- 13 – Mouse trading: Selecting an order by price
- 14 – Mouse trading: Order selected by price
- 15 – Mouse trading: Selecting an order by quantity
- 16 – Mouse trading: Order selected by quantity
- 17 – Order management
- 18 – Order details
- 19 – Messages
- 20 – Notification
- 21 – Market summary: Instrument selected
- 22 – Order: Instrument selected
- 23 – Order: Completing the fields
- 24 – Confirmation
- 25 – Order included: Order management
- 26 – Order included: Market by order
- 27 – Order included: Market summary
- 28 – Alter Order: Selecting an order
- 29 – Alter Order: Screen “ market by order”
- 30 – Alter Order: New values
- 31 – Alter Order: Order altered

14. Appendix

14.1 Instrument codification

In the carbon market auctions, each instrument is identified by a code generated by the system.

This code is composed of four blocks of information, as explained in the following examples:

CER P021 D 03

(a) Block 1: **CER**: This is a fixed block which means Certified Emission Reduction and identifies the carbon market security.

(b) Block 2: **P021**: This block informs the project(s) or the underlying related to the instrument. If the instrument represents an offer of carbon credits related to a single project, it will be identified by the letter "P," followed by the registration number of the project in the BM&FBOVESPA Carbon Facility. If the instrument represents an offer of carbon credits related to several projects, this set (or basket) of projects will be identified by the letter "B" (for basket), followed by the respective sequential number generated by the system. Example: **CERB021D03**.

(c) Block 3: This block informs the type of market and maturity for the instrument, that is:

- For the spot market, the letter **D** is utilized. Example: **CER P021 D 03**.
- For the forward market, the letter corresponding to the month of maturity (see table below), followed by the numbers corresponding to the year of maturity, is utilized. Example: **CER P021 Z08 03**. The letter Z corresponds to the month of December, and the number 08 corresponds the year of 2008, that is, in this case the instrument will mature in December 2008.

Letter	Month
F	January
G	February
H	March
J	April
K	May
M	June
N	July
Q	August
U	September
V	October
X	November
Z	December

List of codes for maturity months

(d) Block 4: This block aims to distinguish, when applicable, the instruments related to the same project, with the same maturity but distinct trading rules. Example: **CER P021 Z08 03**, which can be identified by the trader as instrument number 3 of project number 21, with maturity in December 2008.